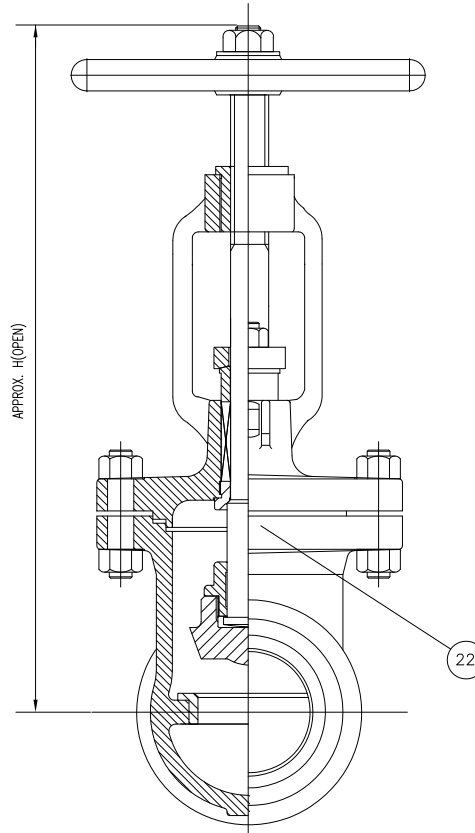
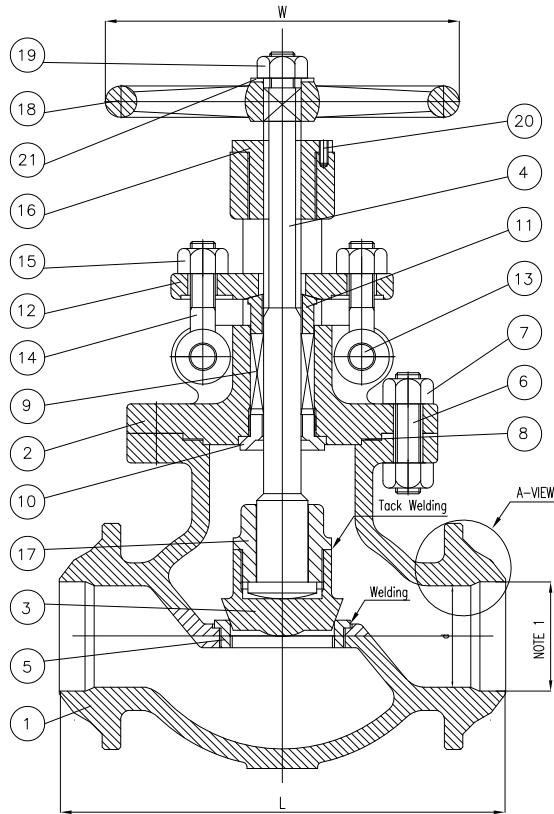


Wm. E. Williams No. 602W2N Class 600 BW Globe Valve ASTM A 216 WCB (API Trim 8) NACE

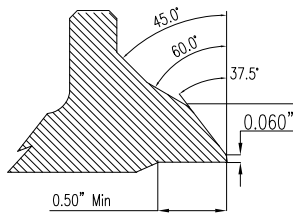


BILL OF MATERIALS			
NO.	PART NAME	MATERIALS	Q'TY
1	BODY	A216Gr WCB	1
2	BONNET	A216Gr WCB	1
3	DISC	A216Gr WCB + 13Cr Faced	1
4	STEM	A479 410	1
5	SEAT RING	A105N + HF	1
6	BONNET BOLT	A193Gr B7M	1SET
7	BONNET NUT	A194Gr 2HM	1SET
8	GASKET	304 + GRAPHITE	1
9	PACKING	GRAPHITE WITH CORROSION INHIBITOR AND DIE FORMED RINGS	1SET
10	BACK SEAT	A479Gr 410	1
11	GLAND RING	A479Gr 410	1
12	GLAND FLANGE	WCB	1
13	HINGE PIN	410	2
14	GLAND BOLT	A193Gr B7M	2
15	GLAND NUT	A194Gr 2HM	2
16	BONNET BUSH	A439Gr D2C	1
17	DISC NUT	A217Gr CA15	1
18	HAND WHEEL	A197	1
19	HANDLE NUT	A194Gr 2HM	1
20	SET SCREW	STEEL	1
21	WASHER	STEEL	1
22	NAME PLATE	STAINLESS STEEL	1

NOTE:
1. SPECIFY PIPE SCHEDULE No. REQUIRED.

VALVE SIZE	d	L	H	W
2.00	2.00	11.50	15.50	9.50
2.50	2.50	13.00	17.00	11.00
3.00	3.00	14.00	19.00	13.00
4.00	4.00	17.00	21.00	14.00
5.00	5.00	20.00	25.00	15.75
6.00	6.00	22.00	26.87	18.00
8.00	8.00	26.00	35.00	20.00
10.00	10.00	31.00	49.00	24.00
12.00	12.00	33.00	58.00	30.00

Remark: Larger sizes available upon request.



A-VIEW

NO.	DATE	DESCRIPTION	PRP'D	REV'D	APP'D	DESIGNED	BS1873, ANSI B16.34	NACE MR 0175	CHK'D & APR'D BY: R.P.	REV: 1	DWG No.: 60GL120125		
△	1/1/12	RELEASED	F.J.	R.P.	R.P.	MARKING SYSTEM	MSS-SP-25	INSPECTION & TEST: API 598	MATERIAL: ASTM A216 GR.WCB	UNITS: Inch, mm			
						BUTTWELDING END	ANSI B16.25	SHELL	HYDRO	2250PSI	CLASS: 600	DATE: 1/1/12	SCALE: N.T.S.
						FACE TO FACE	ANSI B16.10	SEAT	AIR	80PSI	SIZE: 2" - 12"	FIG. No.:	602W-2N
						WALL THICKNESS	BS1873	BACK SEAT	HYDRO	1630PSI	DRAWN BY: F.J.		

WILLIAM E. WILLIAMS VALVE CORPORATION
 38-52 REVIEW AVENUE LONG ISLAND CITY, NY 11101
 TEL: 718-392-1660 FAX: 718-729-5106

TITLE: CAST STEEL GLOBE VALVE CLASS 600 - API TRIM 8 - B,B BUTTWELD END