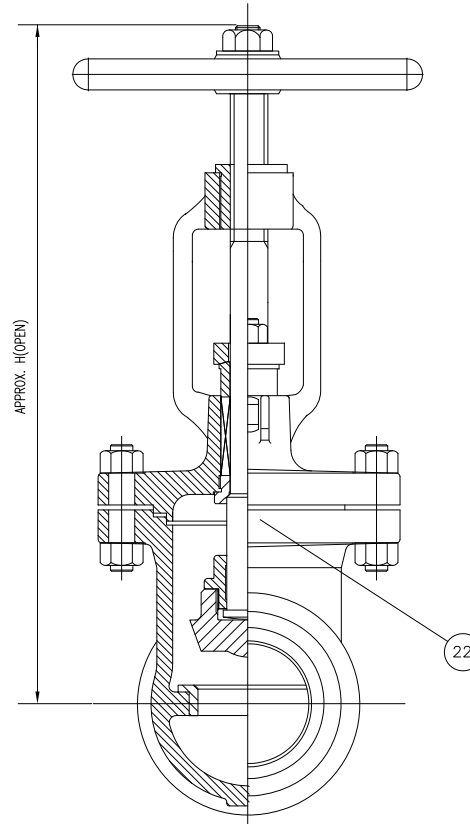
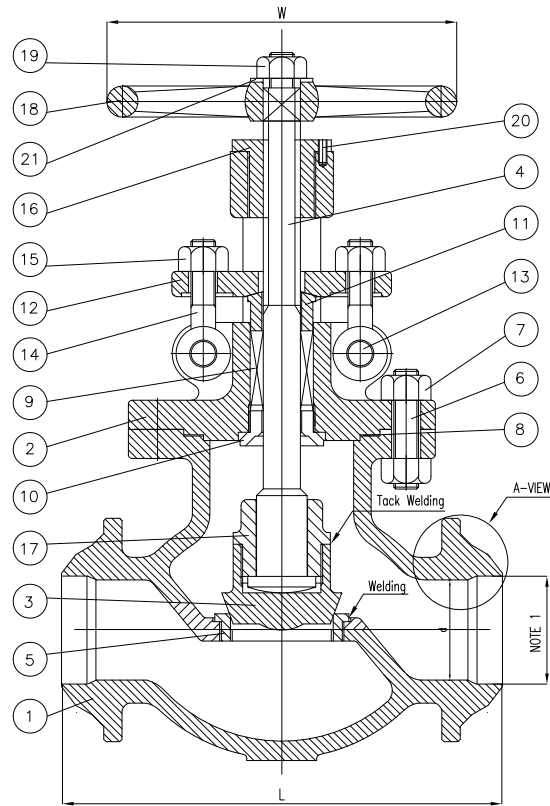


# Wm. E. Williams No. 902W2N Class 900 BW Globe Valve ASTM A 216 WCB (API Trim 8) NACE

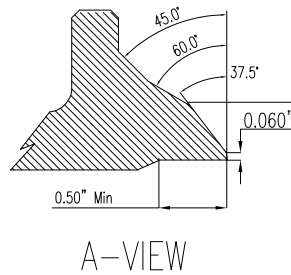


BILL OF MATERIALS			
NO.	PART NAME	MATERIALS	Q'TY
1	BODY	A216Gr WCB	1
2	BONNET	A216Gr WCB	1
3	DISC	A216Gr WCB + 13Cr Faced	1
4	STEM	A479 410	1
5	SEAT RING	A105N + HF	1
6	BONNET BOLT	A193Gr B7M	1SET
7	BONNET NUT	A194Gr 2HM	1SET
8	GASKET	304 + GRAPHITE	1
9	PACKING	GRAPHITE WITH CORROSION INHIBITOR AND DIE FORMED RINGS	1SET
10	BACK SEAT	A479Gr 410	1
11	GLAND RING	A479Gr 410	1
12	GLAND FLANGE	WCB	1
13	HINGE PIN	410	2
14	GLAND BOLT	A193Gr B7M	2
15	GLAND NUT	A194Gr 2HM	2
16	BONNET BUSH	A439Gr D2C	1
17	DISC NUT	A217Gr CA15	1
18	HAND WHEEL	A197	1
19	HANDLE NUT	A194Gr 2HM	1
20	SET SCREW	STEEL	1
21	WASHER	STEEL	1
22	NAME PLATE	STAINLESS STEEL	1

NOTE:  
1. SPECIFY PIPE SCHEDULE No. REQUIRED.

VALVE SIZE	d	L	H	W
2.00	2.00	14.50	20.50	12.00
3.00	3.00	15.00	22.75	14.00
4.00	4.00	18.00	26.50	21.50
6.00	6.00	24.00	36.00	20.00
8.00	8.00	29.00	37.00	24.00

Remark: Larger sizes available upon request.



WILLIAM E. WILLIAMS VALVE CORPORATION  
 38-52 REVIEW AVENUE LONG ISLAND CITY, NY 11101  
 TEL: 718-392-1660 FAX: 718-729-5106  
 WWW.WILLIAMSVALVE.COM

TITLE: CAST STEEL GLOBE VALVE CLASS 900 - API TRIM 8 - B,B BUTTWELD END		MATERIAL: ASTM A216 GR.WCB	UNITS: Inch, mm
CLASS: 900	DATE: 01/01/12	SCALE: N.T.S.	FIG. No.: 902W-2N
SIZE: 2" - 8"	DRAWN BY: F.J.	CHK'D & APR'D BY: R.P.	REV: 1
WALL THICKNESS: BS1873	BACK SEAT: HYDRO 2450PSI	NACE MR 0175	DWG No.: 60GL120126

NO.	DATE	DESCRIPTION	PRP'D	REV'D	APP'D	DESIGNED	MARKING SYSTEM	MSS-SP-25	INSPECTION & TEST: API 598		
							DIM.OF FLANGE	ANSI B16.5	SHELL	HYDRO	3350PSI
							FACE TO FACE	ANSI B16.10	SEAT	AIR	80PSI
							WALL THICKNESS	BS1873	BACK SEAT	HYDRO	2450PSI
								BS1873, ANSI B16.34	NACE MR 0175		