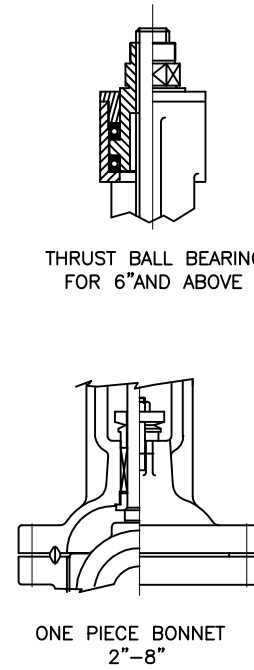
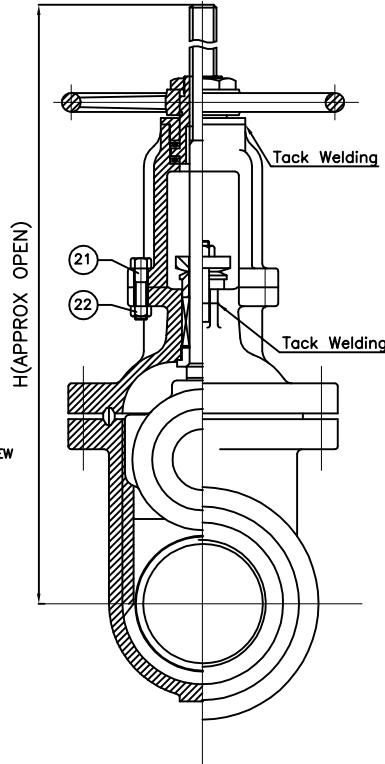
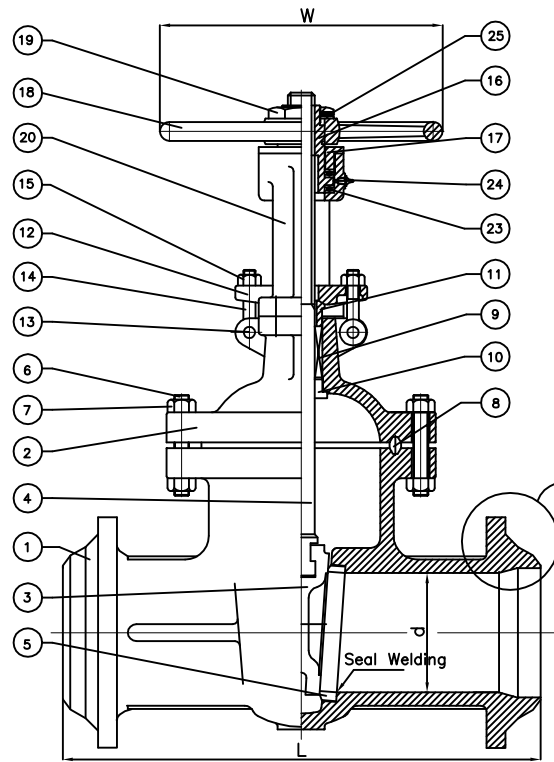


Wm. E. Williams No. 90W2N Class 900 BW OS&Y Gate Valve ASTM A 216 WCB (API Trim 8) NACE



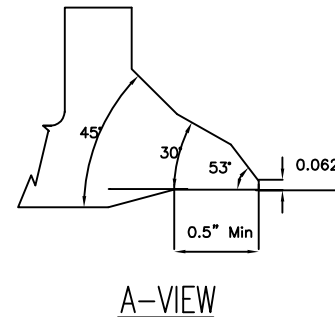
BILL OF MATERIALS			
NO.	PART NAME	MATERIALS	Q'TY
1	BODY	A216 Gr WCB	1
2	BONNET	A216 Gr WCB	1
3	WEDGE	A216 Gr WCB W/13Cr Welding	1
4	STEM	A479 Gr 410 (13Cr)	1
5	SEAT RING	A105N + HF	2
6	BONNET BOLT	A193 Gr B7M	1SET
7	BONNET NUT	A194 Gr 2HM	1SET
8	GASKET	METAL	1
9	PACKING	GRAPHITE WITH CORROSION INHIBITOR AND DIE FORMED RINGS	1SET
10	BACK SEAT	A479 Gr 410	1
11	GLAND RING	A479 Gr 410	1
12	GLAND FLANGE	WCB	1
13	GLAND BOLT PIN	A105N	2
14	GLAND BOLT	A193 Gr B7M	2
15	GLAND NUT	A194 Gr 2HM	2
16	YOKE SLEEVE	A439 Gr D2C	1
17	SLEEVE NUT	WCB	1
18	HAND WHEEL	A197	1
19	HANDLE NUT	WCB	1
20	YOKE	A216 Gr WCB	1
21	YOKE BOLT	A193 Gr B7M	4
22	YOKE BOLT NUT	A194 Gr 2HM	4
23	BEARING	STEEL	2
24	NIPPLE	STEEL	1
25	SET SCREW	STEEL	1

NOTE:

1. SPECIFY PIPE SCHEDULE No. REQUIRED.
2. FLEXIBLE WEDGE

SIZE	d	L	H	W
2.00	1.88	14.50	26.00	10.25
3.00	2.88	15.00	26.37	11.50
4.00	3.88	18.00	30.00	14.00
6.00	5.75	24.00	40.75	20.00
8.00	7.50	29.00	51.00	24.00
10.00	9.38	33.00	61.00	27.00
12.00	11.12	38.00	69.50	31.50
14.00	12.25	40.50	77.00	35.50
16.00	14.00	44.50	82.75	43.00

*Other size available upon request.



					MARKING SYSTEM	MSS-SP-25	INSPECTION & TEST: API 598	MATERIAL: ASTM A216 GR.WCB	UNITS: Inch, mm
					BUTTWELDING END	ANSI B16.25	SHELL HYDRO	3350PSI	SCALE: N.T.S.
					FACE TO FACE	ANSI B16.10	SEAT AIR	80PSI	FIG. No.: 90W-2N
					WALL THICKNESS	API 600	BACK SEAT HYDRO	24500PSI	
Δ	1/1/12	ISSUED FOR PROPOSAL			DESIGNED	API 600, ANSI B16.34	NACE MR 0175	DRAWN BY: F.J.	
NO.	DATE	DESCRIPTION	PRP'D	REV'D	APP'D			CHK'D & APR'D BY: R.P.	REV: 1
									DWG No.: 60GA120061

WILLIAM E. WILLIAMS VALVE CORPORATION
 28-52 REVIEW AVENUE, LONG ISLAND CITY, NY 11101
 TEL: 718-392-1660 FAX: 718-729-5166
 WWW.WILLIAMSVALVE.COM

TITLE: CAST STEEL GATE VALVE
 CLASS 900 - API TRIM 8 - B,B OS&Y, BUTTWELD END