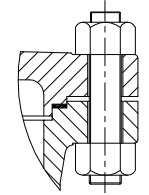
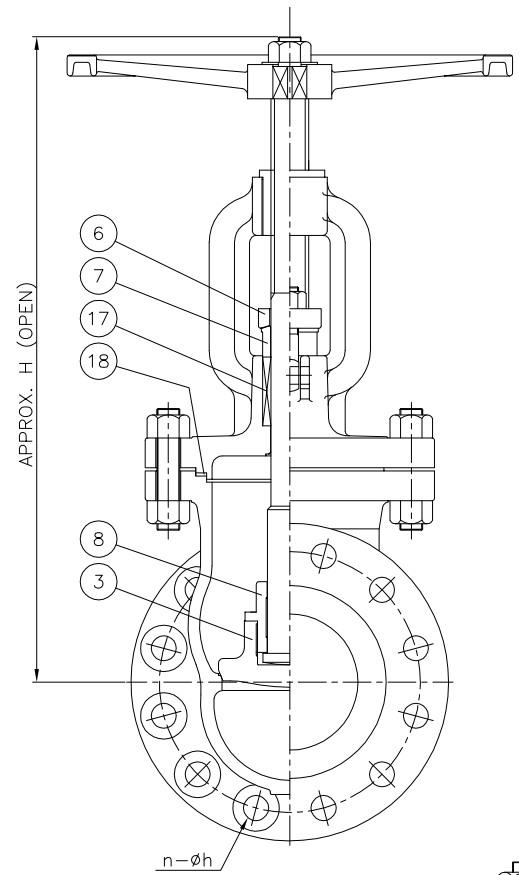
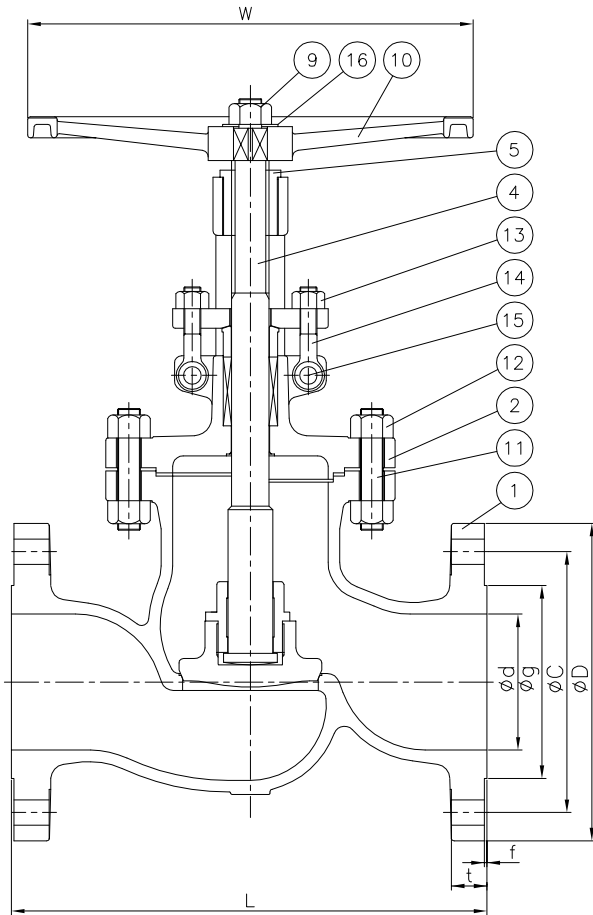


# Wm. E. Williams No. S152F6-316 Class 150 RF OS&Y Globe Valve ASTM A351 CF8M (API TRIM 10)



CAPTURED GASKET

| SIZE  | L     | d     | D     | C     | g     | t     | f     | n-h     | w     | H     |
|-------|-------|-------|-------|-------|-------|-------|-------|---------|-------|-------|
| 0.50  | 4.250 | 0.500 | 3.500 | 2.375 | 1.375 | 0.453 | 0.062 | 4-0.625 | 4.000 | 7.00  |
| 0.75  | 4.625 | 0.750 | 3.875 | 2.750 | 1.687 | 0.453 | 0.062 | 4-0.625 | 4.000 | 7.37  |
| 1.00  | 5.000 | 1.000 | 4.250 | 3.125 | 2.000 | 0.453 | 0.062 | 4-0.625 | 5.000 | 8.50  |
| 1.50  | 6.500 | 1.500 | 5.000 | 3.875 | 2.875 | 0.562 | 0.062 | 4-0.625 | 6.500 | 9.88  |
| 2.00  | 8.000 | 2.000 | 6.000 | 4.750 | 3.625 | 0.625 | 0.062 | 4-0.750 | 8.000 | 10.75 |
| 2.50  | 8.500 | 2.500 | 7.000 | 5.500 | 4.125 | 0.687 | 0.062 | 4-0.750 | 8.500 | 12.37 |
| 3.00  | 9.500 | 3.000 | 7.500 | 6.000 | 5.000 | 0.750 | 0.062 | 4-0.750 | 9.500 | 13.50 |
| 4.00  | 11.50 | 4.000 | 9.000 | 7.500 | 6.185 | 0.953 | 0.062 | 8-0.750 | 11.50 | 14.37 |
| 6.00  | 16.00 | 6.000 | 11.00 | 9.500 | 8.500 | 1.000 | 0.062 | 8-0.875 | 14.00 | 16.50 |
| 8.00  | 19.50 | 8.000 | 13.50 | 11.75 | 10.62 | 1.125 | 0.062 | 8-0.875 | 14.00 | 19.87 |
| 10.00 | 24.50 | 10.00 | 16.00 | 14.50 | 12.75 | 1.187 | 0.062 | 12-1.00 | 16.00 | 22.37 |
| 12.00 | 27.50 | 12.00 | 19.00 | 17.00 | 15.00 | 1.250 | 0.062 | 12-1.00 | 18.00 | 26.87 |

Remark: Larger sizes available upon request.

## BILL OF MATERIAL

| NO. | PART NAME       | MATERIAL   | Q'TY |
|-----|-----------------|------------|------|
| 1   | BODY            | A351-CF8M  | 1    |
| 2   | BONNET          | A351-CF8M  | 1    |
| 3   | DISC            | A351-CF8M  | 1    |
| 4   | STEM            | A276-316   | 1    |
| 5   | YOKE BUSH       | A439-D2C   | 1    |
| 6   | GLAND FLANGE    | A351-CF8   | 1    |
| 7   | PACKING GLAND   | A276-316   | 1    |
| 8   | DISC NUT        | A351-CF8M  | 1    |
| 9   | HANDWHEEL NUT   | A194-8     | 1    |
| 10  | HANDWHEEL       | A536       | 1    |
| 11  | BONNET BOLT     | A193-B8    | 1SET |
| 12  | NUT             | A194-8     | 1SET |
| 13  | HINGED EYE BOLT | A276-304   | 2    |
| 14  | NUT             | A194-8     | 2    |
| 15  | HINGE PIN       | A276-304   | 2    |
| 16  | WASHER          | A240-316   | 1    |
| 17  | PACKING         | SEE NOTE 1 | 1SET |
| 18  | GASKET          | SEE NOTE 1 | 1    |

NOTE:

1. GRAPHITE OR PTFE: (SPECIFY WHEN ORDERED)

|     |      |             |       |       |       |                |                      |                            |                        |                 |                      |
|-----|------|-------------|-------|-------|-------|----------------|----------------------|----------------------------|------------------------|-----------------|----------------------|
|     |      |             |       |       |       | MARKING SYSTEM | MSS-SP-25            | INSPECTION & TEST: API 598 | MATERIAL: A351-CF8M    | UNITS: Inch, mm |                      |
|     |      |             |       |       |       | DIM.OF FLANGE  | ANSI B16.5           | SHELL HYDRO 425PSI         | CLASS: 150             | DATE: 01/01/12  | SCALE: N.T.S.        |
|     |      |             |       |       |       | FACE TO FACE   | ANSI B16.10          | SEAT AIR 80PSI             | SIZE: 1/2" - 12"       |                 | FIG. No.: S152F6-316 |
|     |      |             |       |       |       |                |                      | BACK SEAT HYDRO 325PSI     | DRAWN BY: F.J.         |                 |                      |
| NO. | DATE | DESCRIPTION | PRP'D | REV'D | APP'D | DESIGNED       | BS 1873, ANSI B16.34 |                            | CHK'D & APR'D BY: R.P. | REV: 1          | DWG No.: 11GL120006  |

WILLIAM E. WILLIAMS VALVE CORPORATION  
 38-52 REVIEW AVENUE LONG ISLAND CITY, NY 11101  
 TEL: 718-392-1660 FAX: 718-729-5106

TITLE: STAINLESS STEEL GLOBE VALVE CLASS 150 - API TRIM 10 - R,F,B OS&Y